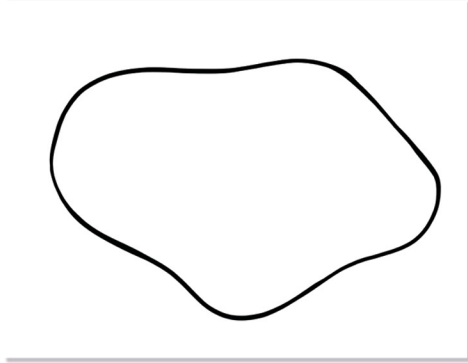
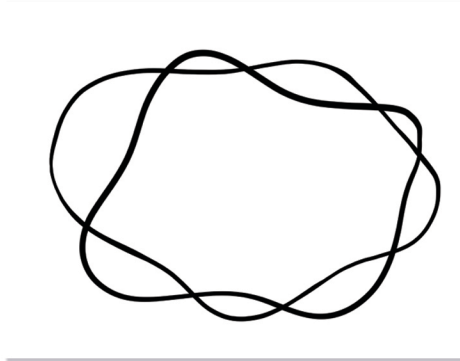


# Neurographic Art


Instructions by Christy Litster




1. Draw curvy round shape in marker.



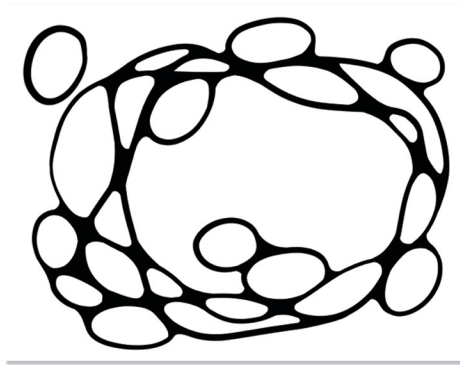
2. Draw a second curvy round shape on top of the first one.




3. Add more curvy lines and other shapes (like the egg shapes I've drawn here).



4. Softly round off corners all around the shapes you've drawn so all curves are smooth with not pointy edges.



5. Fill in all the little corner spaces with black.



6. Fill in all spaces with colour either with markers or paint.